

TECNIOspring

Tech transfer
through researchers' mobility

Results of the 3rd call

ACCIÓ

 Generalitat
de Catalunya



TECNIOspring
Tech transfer
through researchers' mobility

SUMMARY

- **GENERAL DATA**
- **INCOMING DATA**
- **OUTGOING + RETURN DATA**

GENERAL DATA

Number of
applications
received

44

Eligible
applications: **43**
(98%)

Incoming: **19**
(44%)

Outgoing + return: **24**
(56%)

Ineligible
applications: **1**
(2%)

GENERAL DATA

Number of approved applications **15/43**
(35%)

Incoming **7/19**
(37%)

Outgoing + return **8/24**
(33%)

Distribution by typology of center

Number of approved applications **15**

1

Advanced
Technological
Centers

(7%)

2

Technological
Centers

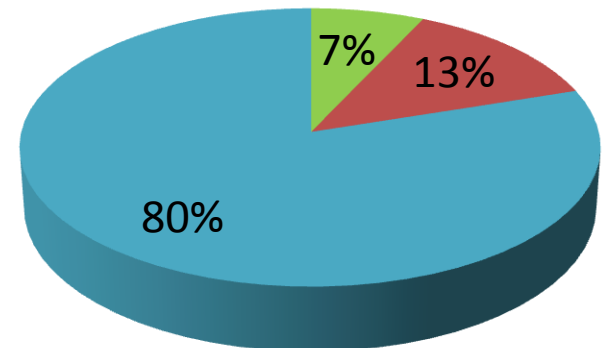
(13%)

12

Innovation
Technological
Centers

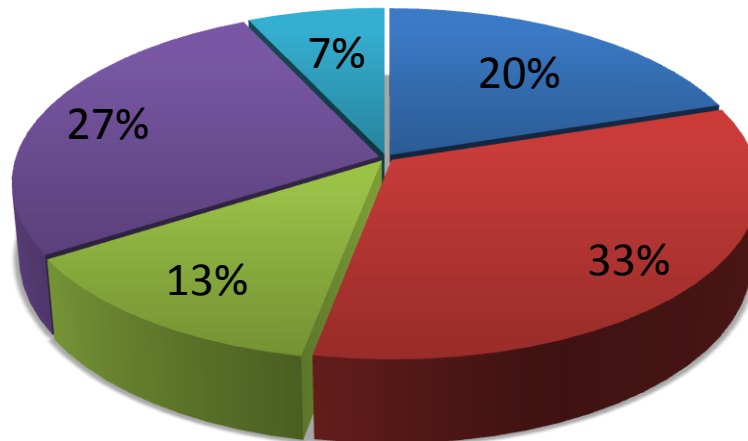
(80%)

■ ATCs ■ TCs ■ ITCs



Distribution by Sector

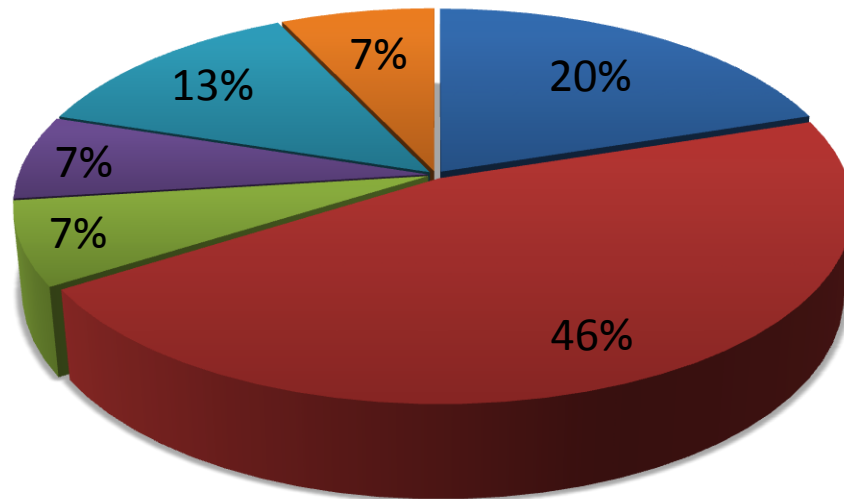
Number of approved applications 15



- Food (3)
- Energy and resources (5)
- Industrial systems (2)
- Health industries (4)
- Experience-based and cultural industries (1)

Distribution by Technology

Number of approved applications 15



- Advanced Materials (3)
- Biotechnology (7)
- Advanced Manufacturing (1)
- Nanotechnologies (1)
- ICT (2)
- Advaned materials (1)

Geographical and gender distribution

Nationality

- 8 Nationals (**53%**)
- 7 Internationals (**47%**)

Nationality of non-national candidates

- **5 Europe (72%)**: 2 Italy, 1 Croatia, 1 France, 1 Czech Republic
- **1 Asia (14%)**: 1 Iran
- **1 America (14%)**: 1 Colombia

Gender

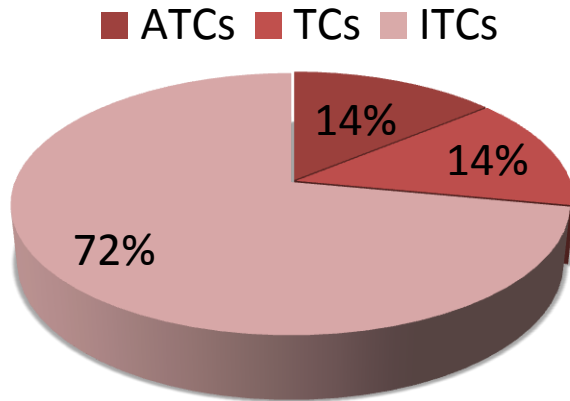
- 11 Men (**73%**)
- 4 Women (**27%**)

SUMMARY

- GENERAL DATA
- **INCOMING DATA**
- OUTGOING + RETURN DATA

Distribution by typology of center

Number of approved applications 7



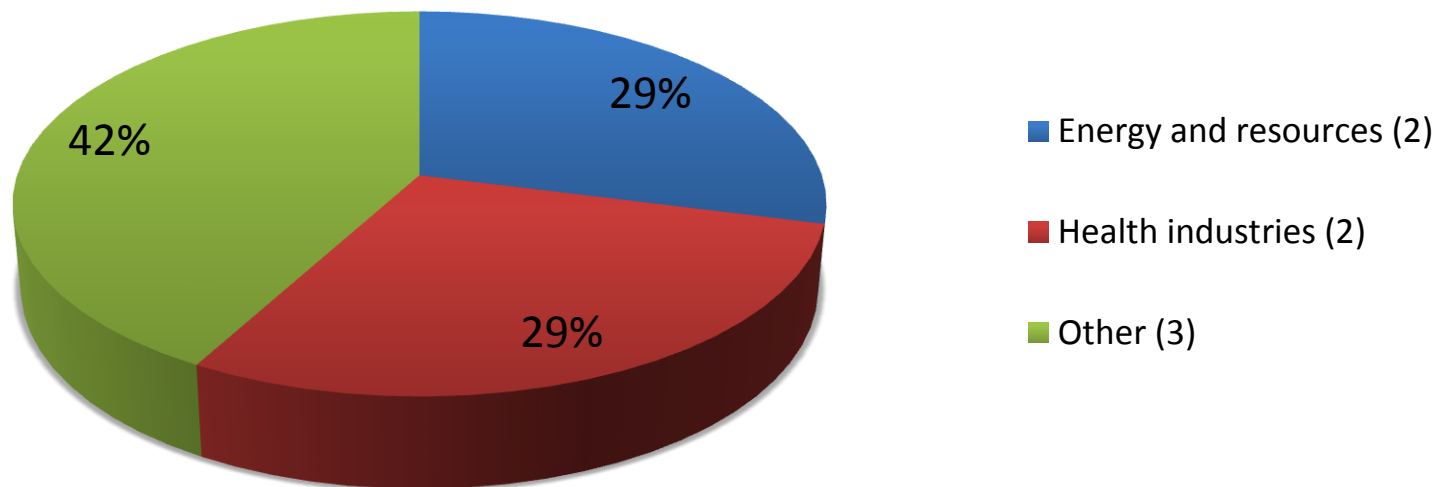
1
Advanced
Technological
Centers
(14%)

1
Technological
Centers
(14%)

5
Innovation
Technological
Centers
(72%)

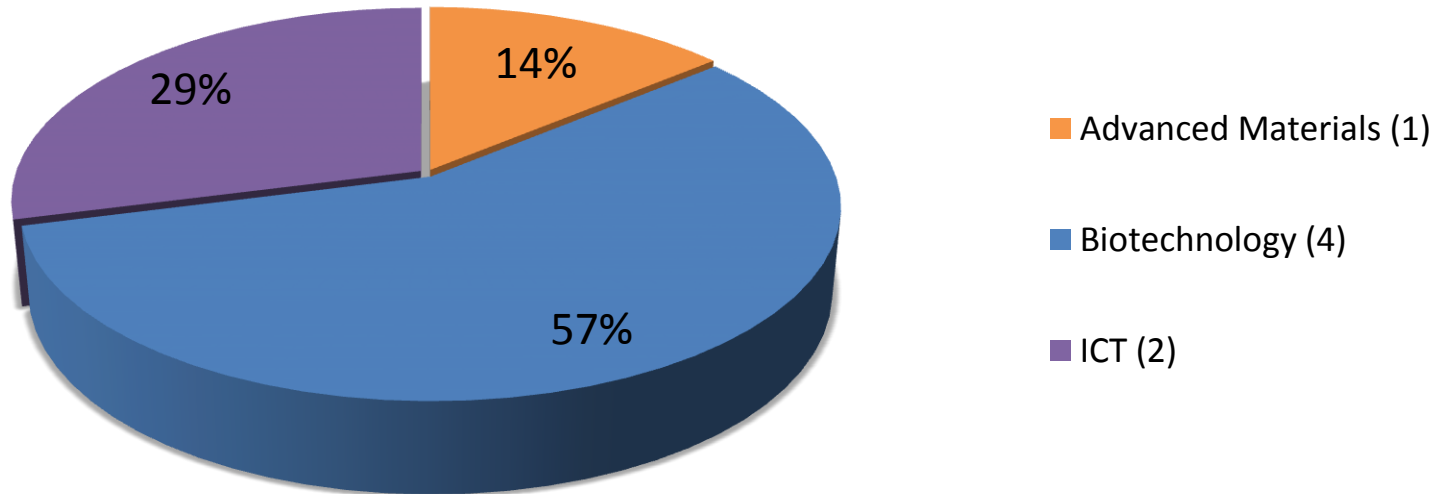
Distribution by Sector

Number of approved applications 7



Distribution by Technology

Number of approved applications 7



Geographical and gender distribution

Countries of origin

- **5 Europe (72%):** 1 Belgium, 1 UK, 1 Sweden, 1 Switzerland
- **1 America (14%):** 1 USA
- **1 Asia (14%):** 1 Iran

Gender

- **5 Men (72%)**
- **2 Women (28%)**

SUMMARY

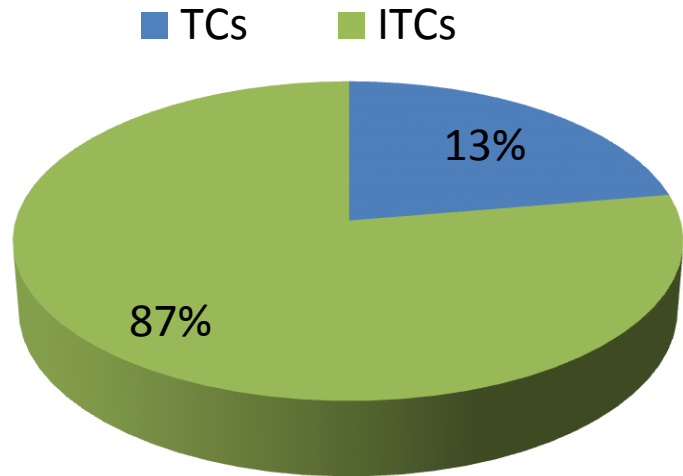
- GENERAL DATA
- INCOMING DATA
- **OUTGOING + RETURN DATA**

Distribution by typology of centre

Number of approved applications 8

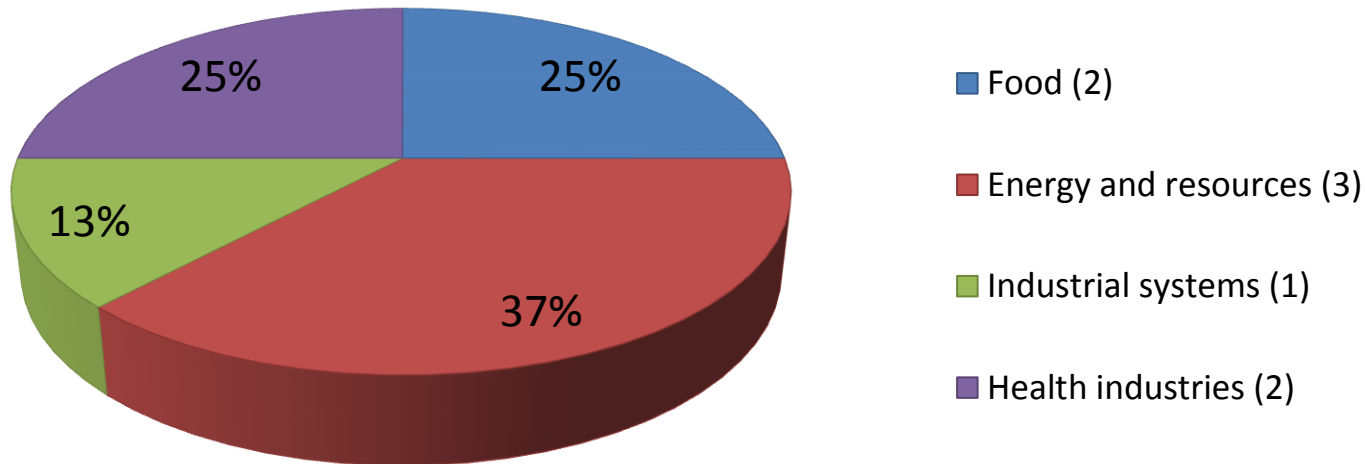
1
Technological Centers
(13%)

7
Innovation
Technological Centers
(87%)



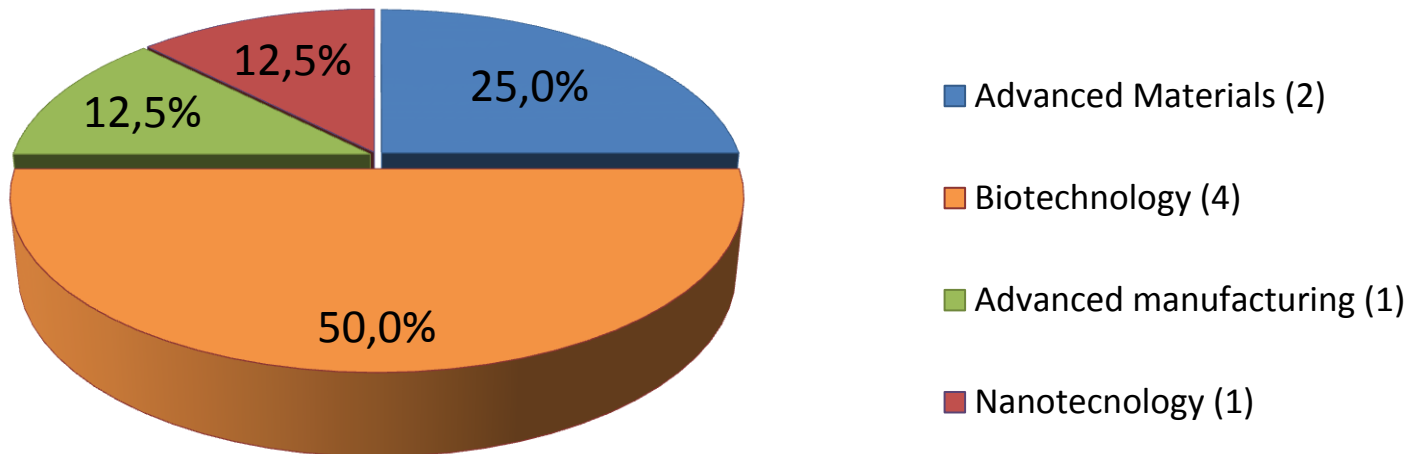
Distribution by Sector

Number of approved applications 8



Distribution by Technology

Number of approved applications 8



Geographical and gender distribution

Destination countries

- **8 Europe (100%):** 3 France, 1 Belgium, 1 Finland, 1 Germany, 1 Italy, 1 Switzerland

Destination center

- **5 Universities (62%)**
- **2 Companies (25%)**
- **1 Research institutes / centers (13%)**

Gender

- **6 Men (75%)**
- **2 Women (25%)**

CONTACT



tecniospring.accio@gencat.cat



93 552 40 88 / 93 476 72 94



www.tecniospring.eu



#TECNIOSPRING

**Servei d'Informació
Empresarial**
934 767 206
Info.accio@gencat.cat

Alt Penedès, Garraf i Maresme
Tel. 934 767 251
Altpenedesgarrafmaresme.accio@gencat.cat

Catalunya Central
Tel. 936 930 209
Manresa.accio@gencat.cat

Girona
Tel. 872 975 991
Girona.accio@gencat.cat

Lleida
Tel. 973 243 355
Lleida.accio@gencat.cat

Tarragona
Tel. 977 251 717
Tarragona.accio@gencat.cat

Terres de l'Ebre
Tel. 977 449 333
Terresebre.accio@gencat.cat

 @accio_cat

ACCRA BERLÍN BOGOTÀ BOMBAI BRUSSEL·LES BUENOS AIRES CASABLANCA COPENHAGUEN DUBAI HONG KONG INSTANBUL
JOHANNESBURG LIMA LONDRES MÈXIC DF MIAMI MILÀ MONT-REAL MOSCOU NOVA YORK PARÍS PEQUÍN SANTIAGO DE XILE
SAO PAULO SEÜL SYDNEY SILICON VALLEY SINGAPUR STUTTGART TEL AVIV TÒQUIO VARSÒVIA WASHINGTON DC XANGAI

ACCIO



**Generalitat
de Catalunya**

accio.gencat.cat