



TECNIOspring

Tech transfer
through researchers' mobility

2nd call data

SUMMARY

- **GENERAL DATA**
- **INCOMING DATA**
- **OUTGOING + RETURN DATA**

GENERAL DATA

Number of applications received: 55

Number of eligible
applications: 50 (91%)

Number of ineligible
applications: 5 (9%)

Incoming
25 (50%)

Outgoing + return
25 (50%)

GENERAL DATA

Distribution by typology of center

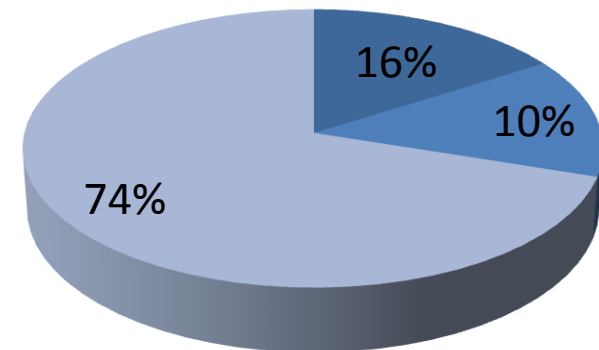
Elegible applications:

8 Advanced
Technological
Centers (16%)

5 Technological
Centers (10%)

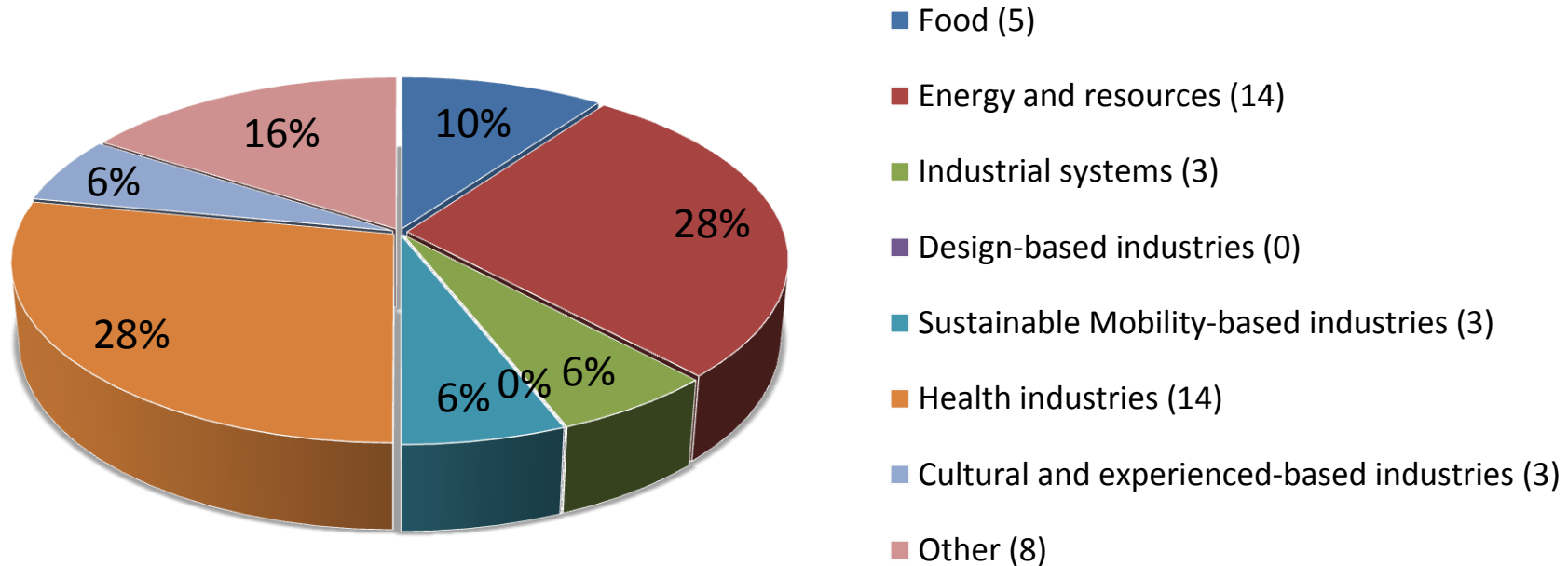
37 Innovation
Technological
Centers (74%)

■ ATCs ■ TCs ■ ITCs



GENERAL DATA

Distribution by Sector



SUMMARY

- DADES GENERALS
- DADES INCOMING
- DADES OUTGOING + RETURN

INCOMING DATA

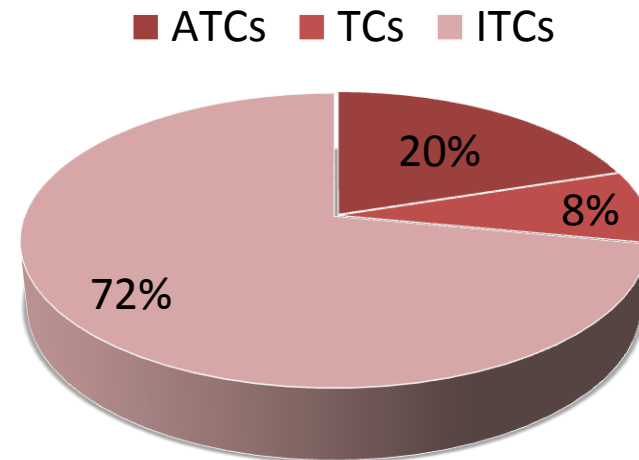
Distribution by typology of center

Number of eligible
applications: 25

5 Advanced
Technological
Centers (20%)

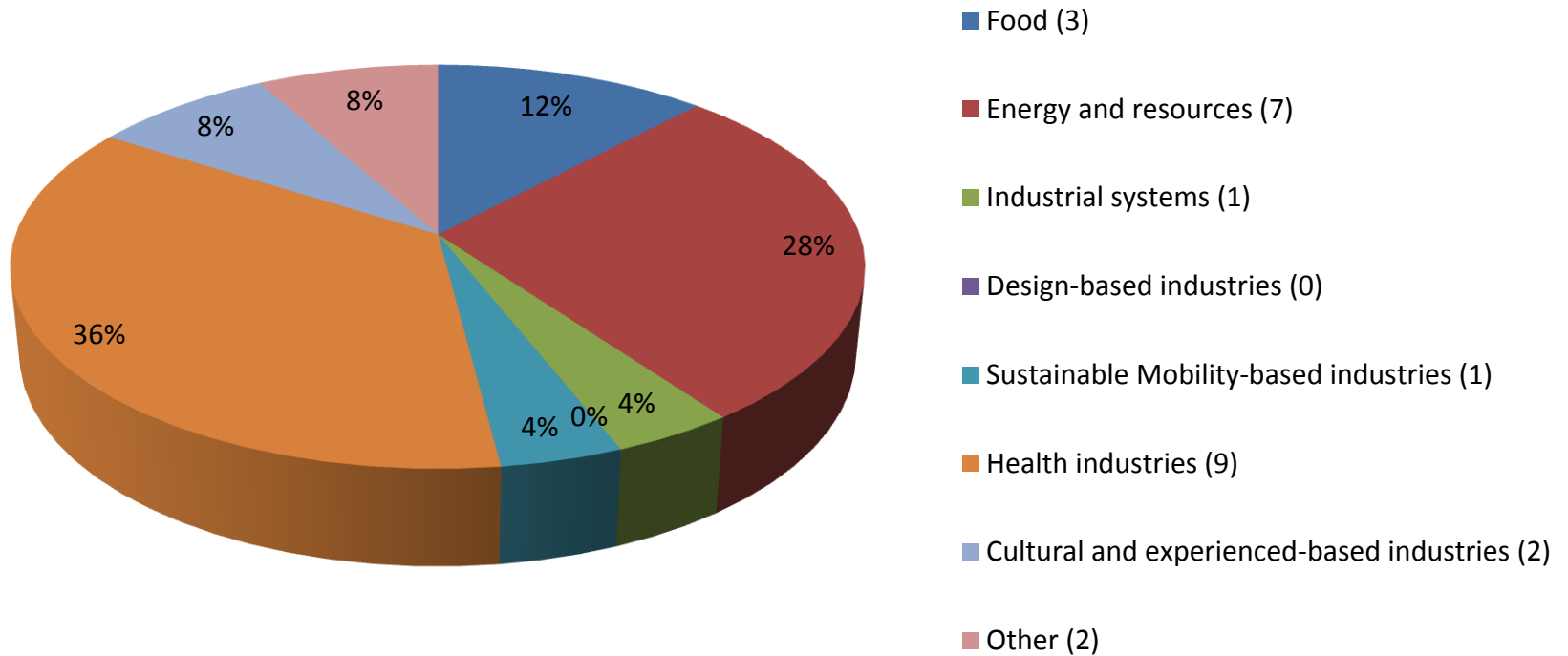
2 Technological
Centers (8%)

18 Innovation
Technological
Centers (72%)



INCOMING DATA

Distribution by Sector



INCOMING DATA

Geographical and gender distribution

Nationality

- 9 Nationals (**36%**)
- 16 Internationals (**64%**)

Origin

- **19 Europe (76%)**: 9 Spain, 3 Romania, 2 France, 2 Italy, 1 Germany, 1 Norway, 1 Slovenia
- **3 America (12%)**: 2 Colombia, 1 Chile
- **3 Asia (12%)**: 1 China, 1 India, 1 Iran

Gender

- 16 Men (**64%**)
- 9 Women (**36%**)

SUMMARY

- GENERAL DATA
- INCOMING DATA
- **OUTGOING + RETURN DATA**

OUTGOING+RETURN DATA

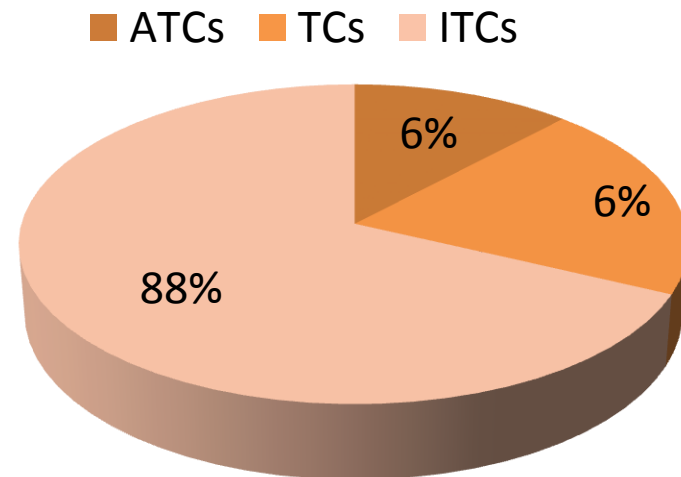
Distribution by typology of centre

Number of eligible
applications: 25

3 Advanced
Technological
Centers (6%)

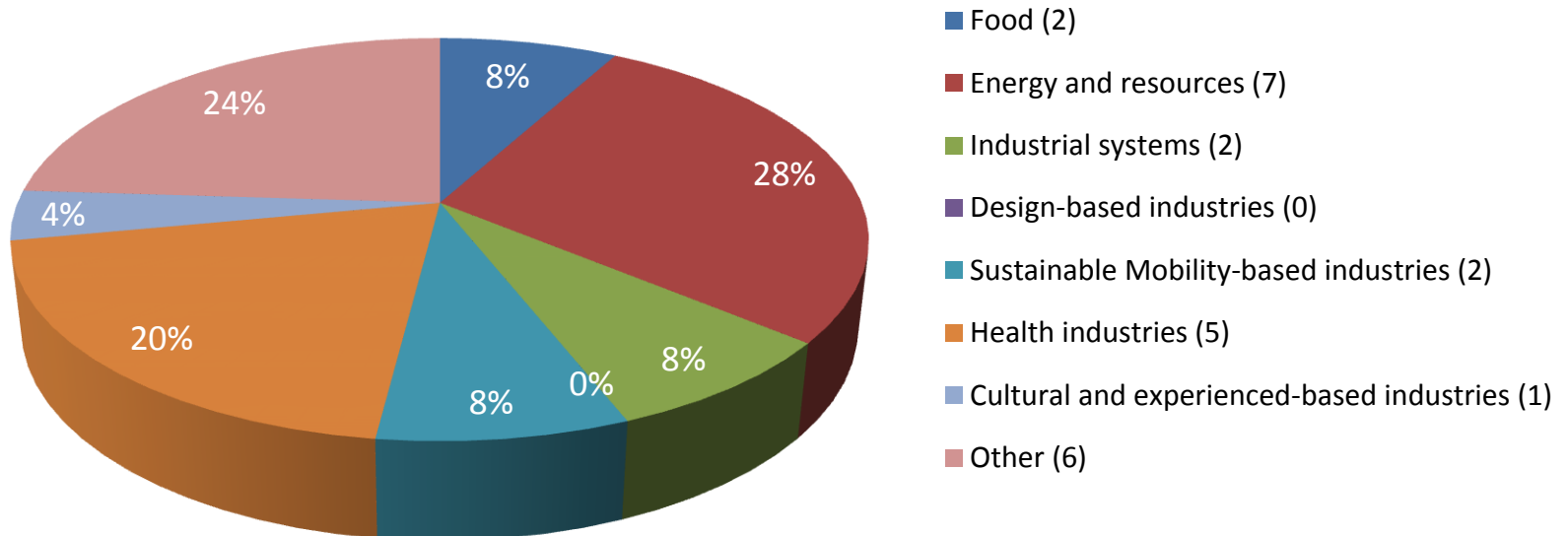
3 Technological
Centers (6%)

19 Innovation
Technological
Centers (88%)



OUTGOING+RETURN DATA

Distribution by Sector



OUTGOING+RETURN DATA

Geographical and gender distribution

Destination countries

- **18 Europe (72%):** 5 France, 4 Germany, 4 UK, 2 Italy, 1 Denmark, 1 Ireland, 1 Portugal
- **5 America (20%):** 4 USA, 1 Canada
- **2 Asia (8%):** 1 China, 1 South Korea

Destination center

- 17 Universities (**68%**)
- 8 Research institutes / centers (**32%**)

Gender

- 17 Men (**68%**)
- 8 Women (**32%**)



tecniospring.accio@gencat.cat



93 552 40 88 / 93 476 72 94



www.tecniospring.eu