

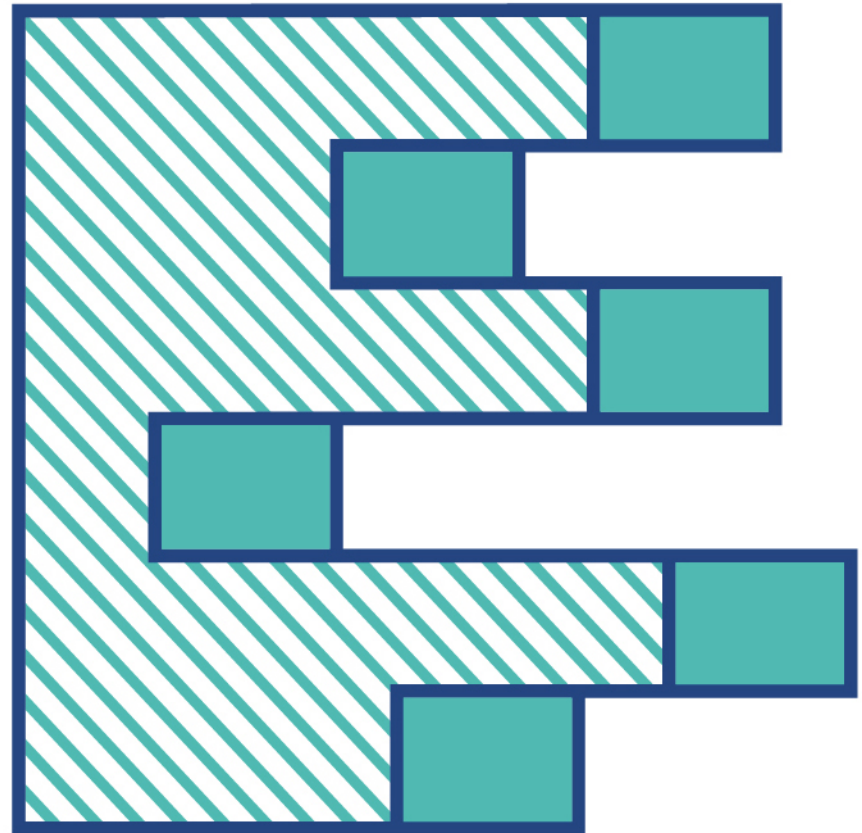
---

# Foreign Investment and Foreign Companies in Catalonia, 2016

---

Advice & Information Tools

May 17



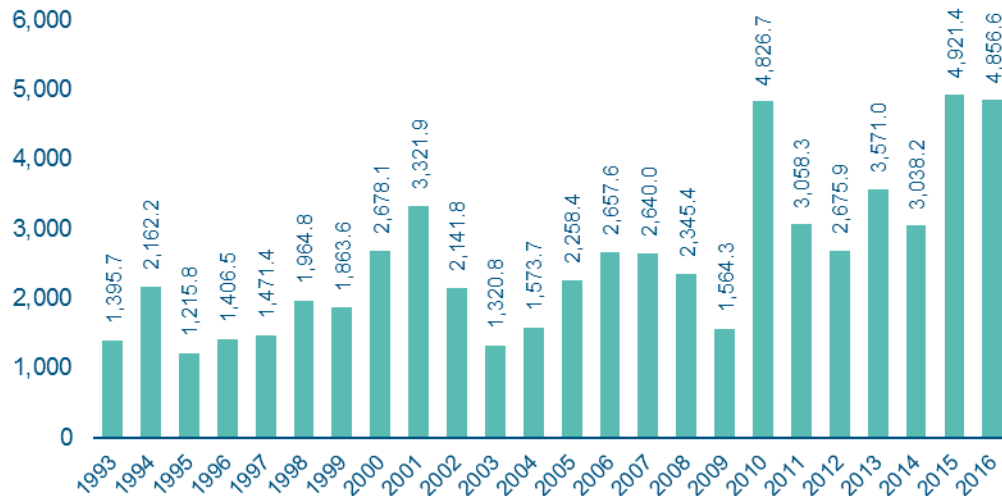
# Foreign Direct Investment in Catalonia, 2016

## FOREIGN DIRECT INVESTMENT IN CATALONIA IN 2016: THE SECOND HIGHEST FIGURE EVER

Gross productive foreign investment in Catalonia in 2016 amounted to €4,856.6 M, 1.3% less than in 2015. After the 2015 record-breaking result, this is the second highest figure ever.

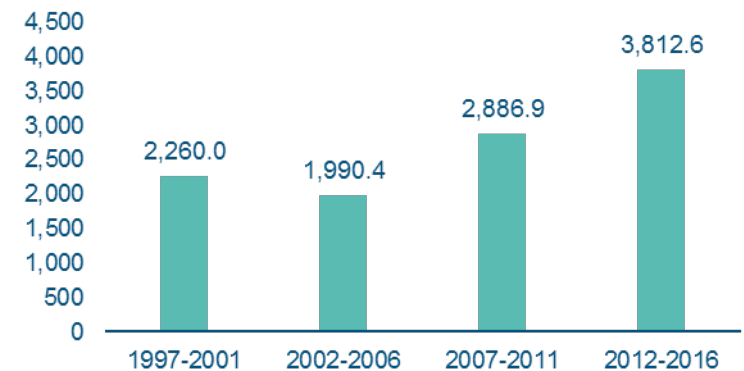
Annual average gross productive foreign investment in the 2012-2016 period was €3,812.6 M, 32.1% higher than the annual average for the previous five-year period, 2007-2011 (€2,886.9 M).

Evolution of foreign direct investment in Catalonia. 1993-2016 (M euros)



Source: DataInVex-MINECO.

Evolution of foreign direct investment in Catalonia by five-year period. 1997-2016 (M euros)



Source: EIC (ACCIÓ) based on DataInVex-MINECO.

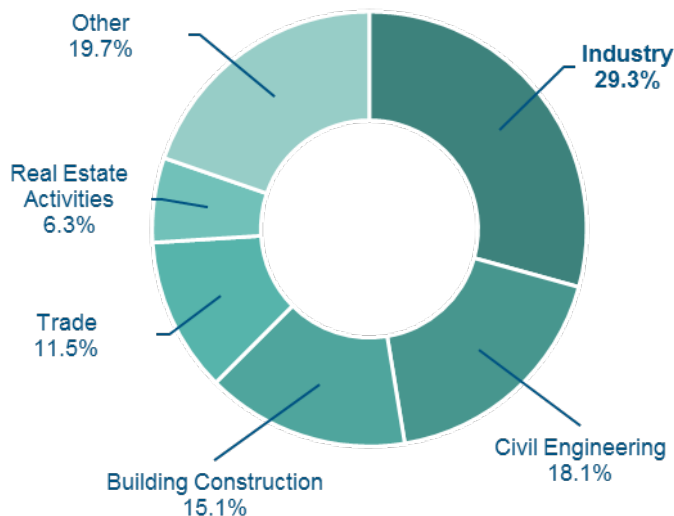
Catalonia attracted 20.7% of all foreign direct investment in Spain in 2016, the same percentage as the previous year.

# Foreign Direct Investment in Catalonia by Sector and Country

## FOREIGN INVESTMENT WAS EARMARKED MAINLY FOR INDUSTRY

Investments focused mainly on industry (29.3%), civil engineering (18.1%), construction (15.1%) and trade (11.5%).

Foreign investment in Catalonia by industry, 2016 (% of total)



Foreign investors injected €1,422.3 M into industry in 2016, 7.8% more than in 2015 and representing 29.3% of total investment received.

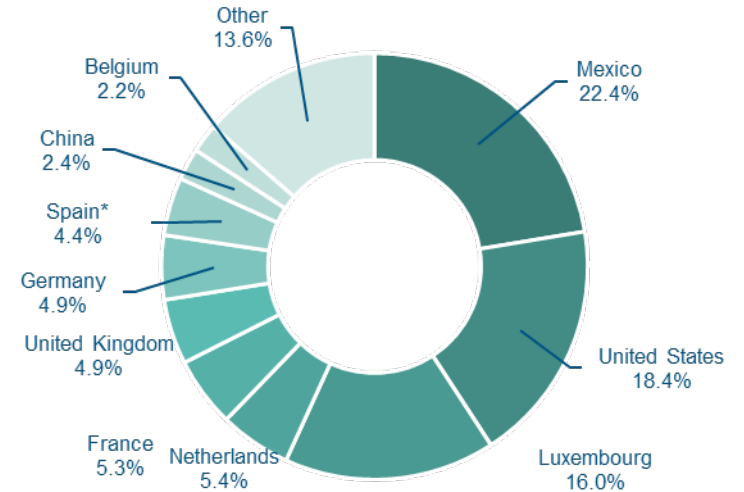
The main recipient industrial sectors were gas supply (55.4% of the industry total) and food (25.5%).

Catalonia attracted 20.2% of all foreign investment in industry in Spain in 2016.

## IT CAME MAINLY FROM MEXICO AND THE EU

The chief investors were Mexico (22.4%), United States (18.4%), Luxembourg (16%), Netherlands (5.4%) and France (5.3%).

Foreign investment in Catalonia by country, 2016 (% of total)



\*NOTE: Spain is listed as an investor because some Spanish companies are round-trip investors, i.e. the investment comes from abroad, but ownership is held by a resident of Spain.

Source: EIC (ACCIÓ) based on DataInVex-MINECO.

Source: EIC (ACCIÓ) based on DataInVex-MINECO.

# Foreign Companies in Catalonia, 2016

## CATALONIA ACCOUNTS WITH 7,086 FOREIGN COMPANIES

- Countries with most foreign companies in Catalonia are: Germany (13.8%), France (12.7%) and USA (11.5%).
- Over 90% of foreign companies in Catalonia comes from 20 countries.

| Country of origin      | Foreign companies established in Catalonia | Percentage of total |
|------------------------|--|---------------------|
| Germany                | 977  | 13.8%               |
| France                 | 899  | 12.7%               |
| USA                    | 814  | 11.5%               |
| Italy                  | 649  | 9.2%                |
| Netherlands            | 597  | 8.4%                |
| United Kingdom         | 528  | 7.5%                |
| Luxembourg             | 460  | 6.5%                |
| Switzerland            | 344  | 4.9%                |
| Japan                  | 197  | 2.8%                |
| Belgium                | 169  | 2.4%                |
| Portugal               | 143  | 2.0%                |
| Denmark                | 141  | 2.0%                |
| Sweden                 | 99   | 1.4%                |
| Austria                | 79   | 1.1%                |
| Ireland                | 74   | 1.0%                |
| Ciprus                 | 73   | 1.0%                |
| Hong Kong              | 66   | 0.9%                |
| Curaçao                | 51   | 0.7%                |
| Mexico                 | 49   | 0.7%                |
| Canada                 | 47   | 0.7%                |
| <b>SUBTOTAL TOP 20</b> | <b>6,456</b>                               | <b>91.1%</b>        |
| <b>OTHER COUNTRIES</b> | <b>630</b>                                 | <b>8.9%</b>         |
| <b>TOTAL</b>           | <b>7,086</b>                               | <b>100%</b>         |

Source: Directory of foreign companies established in Catalonia, updated by EIC (Competitive Intelligence and Strategy Unit) of ACCIÓ based on the databases ORBIS and SABI, as well as the press and our internal sources. It includes companies with foreign capital equal or over 50% of the total.

---

# ACCIÓ

---

Passeig de Gràcia, 129  
08008 Barcelona  
[www.accio.gencat.cat](http://www.accio.gencat.cat)  
[www.catalonia.com](http://www.catalonia.com)  
@accio\_cat  
@catalonia\_ti

---

May 17

