

ACCIÓ

TECNIOspring
Tech transfer
through researchers' mobility

FIRST CALL RESULTS

SUMMARY

- GENERAL DATA
- INCOMING DATA
- OUTGOING + RETURN DATA

SUMMARY

- **GENERAL DATA**
- INCOMING DATA
- OUTGOING + RETURN DATA

GENERAL DATA

Number of applications received: **60**

Number of evaluated applications: **51 (85%)**

Number of ineligible applications: **8 (13%)**

Number of withdrawn applications: **1 (2%)**

Incoming
15 (29%)

Outgoing + return
36 (71%)

GENERAL DATA

Number of funded
applications: 16/51 (31%)

Incoming 5/15
(33%)

Outgoing +
return 11/36
(31%)

Geographical and gender distribution

Origin

- **8 Nationals (50%)**
- **8 Non-nationals (50%)**

Nationality of non-national candidates

- **5 Europe (63%):** 2 Greece, 1 Italy, 1 Russia, 1 Serbia
- **3 America (37%):** 2 Mexico, 1 Colombia

Gender

- **13 Men (81%)**
- **3 Women (19%)**

Lowest funded proposal score: 442 (out of 500)

GENERAL DATA

Distribution by typology of centre

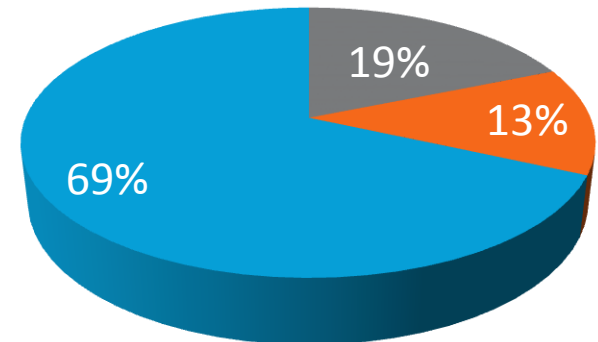
Number of funded applications: 16

■ ATCs ■ TCs ■ ITCs

3 Advanced
Technological
Centres (19%)

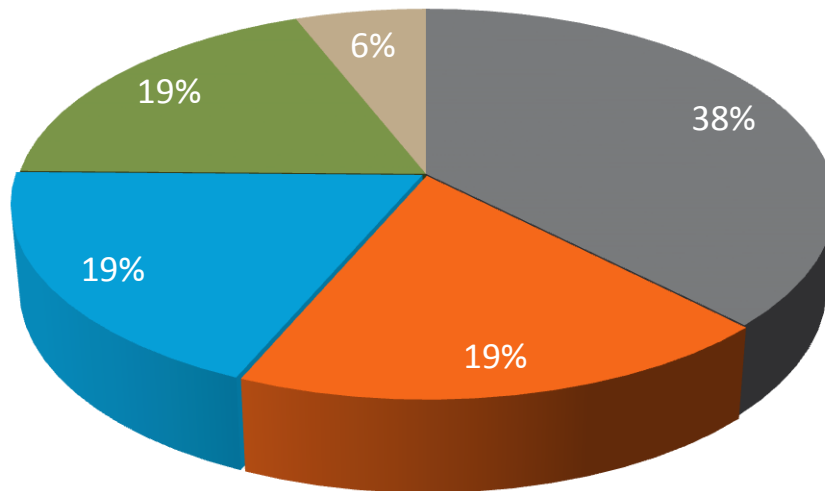
2 Technological
Centres (13%)

11 Innovation
Technological
Centres (69%)



Distribution by Technological Field

Number of funded applications: 16



- Materials (6)
- ICT (3)
- Energy and Environment (3)
- Biotechnology (3)
- Chemistry (1)

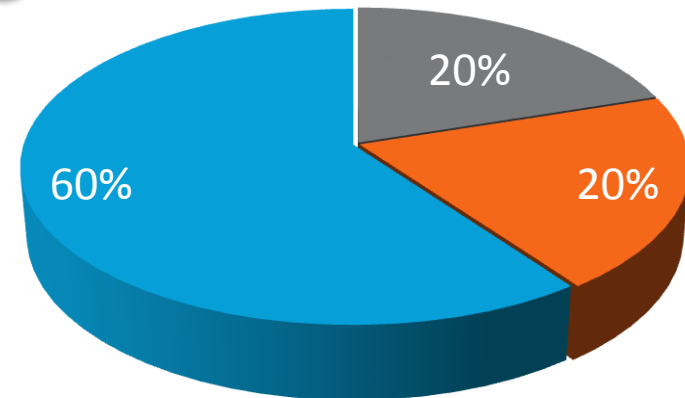
SUMMARY

- GENERAL DATA
- **INCOMING DATA**
- OUTGOING + RETURN DATA

Distribution by tipology of centre

Number of approved applications: 5

■ ATCs ■ TCs ■ ITCs

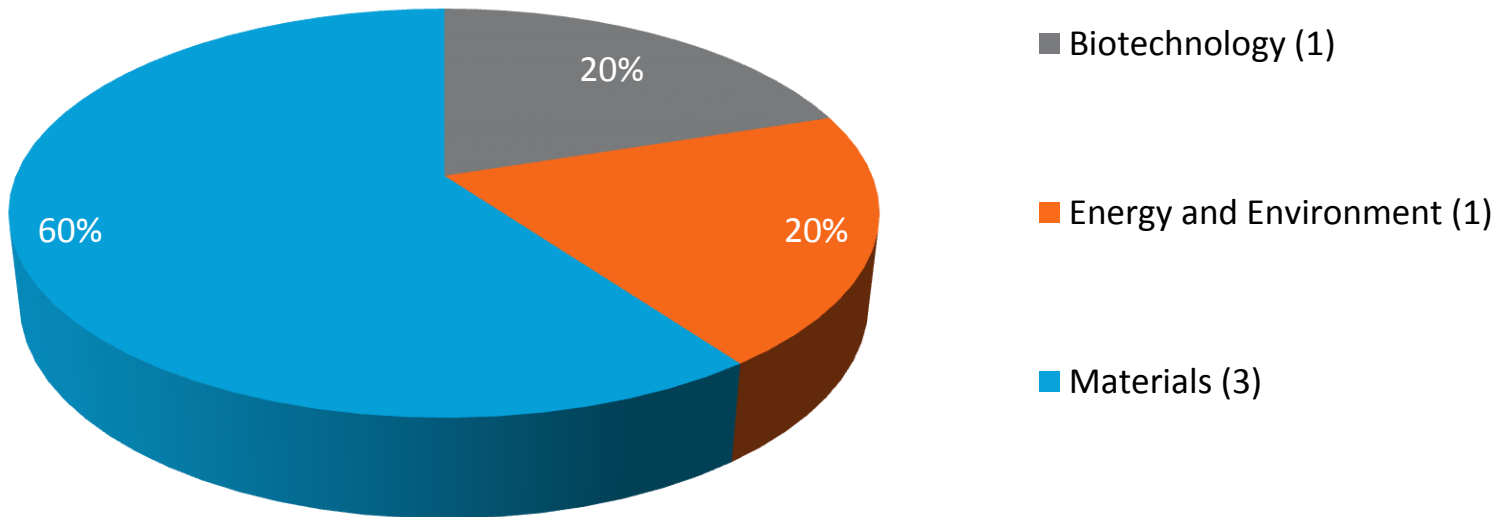


1 Advanced
Technological
Centres (20%)

1
Technological
Centres (20%)

3 Innovation
Technological
Centres (60%)

Distribution by Technological Field



Geographical and gender distribution

Origin

- 3 Nationals (**60%**)
- 2 Non- nationals (**40%**)

Nationality

- **2 Europe (100%)**: 1 Greece, 1 Serbia

Gender

- **5 Men (100%** of the selected candidates)
- **0 Women (0%** of the selected candidates)

SUMMARY

- GENERAL DATA
- INCOMING DATA
- **OUTGOING + RETURN DATA**

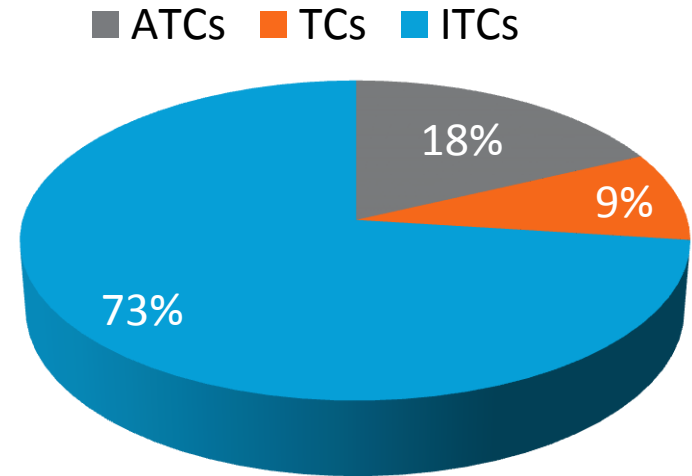
Distribution by tipology of centre

Number of funded applications: 11

2 Advanced
Technological
Centres (18%)

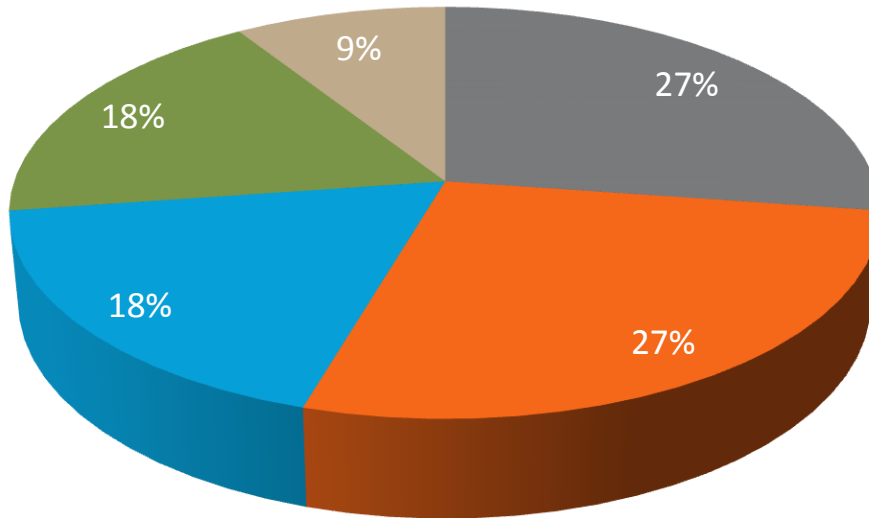
1
Technological
Centre (9%)

8 Innovation
Technological
Centres (73%)



Distribution by Technological Fields

Number of funded applications: 11



■ Materials (3)

■ ICT (3)

■ Energy and Environment (2)

■ Biotechnology (2)

■ Chemistry (1)

Geographical and gender distribution

Destination countries

- **6 Europe (55%):** 1 France, 1 Germany, 1 Finland, 1 Denmark, 1 Switzerland, 1 Liechtenstein
- **5 America (45%):** 4 USA, 1 Brazil

Destination institutions

- **5 Research institutes / centres (46%)**
- **3 Universities (27%)**
- **3 Enterprises (27%)**

Gender

- **8 Men (73%) ; 3 Women (27%)**

Recruitment

- **2 new researchers recruited by a TECNIO centre (28%)**

ACCIÓ

tecniospring.accio@gencat.cat
+34 93 476 72 94
tecniospring.eu